

Next Full

Pastry, Confectionery & Food Showcase

H140 - H120



Features: Refrigerated display case with ventilated refrigeration on all shelves. Suitable for in-line installation. Tubular aluminum base with adjustable feet and optional wheels. Rear uprights in aluminum, front uprights in Plexiglas with integral LED lighting. All glass panes are tempered. The double-pane front glass panel opens with an electric motor and control switch on the rear of the unit. Sliding glass rear doors are self-closing.

LED lighting mounted both on the ceiling and on all shelves (3 shelves on H140 and 2 shelves on H120). Additional LED mounted in the side frame along with the special curved top front tempered glass panel provide a style unique to Next showcases.

Valve-type forced-air refrigeration system with hermetic compressor engineered to provide uniform distribution of cold air over all shelves. Automatic electric defrosting controlled by electronic thermostat. Remote compressor unit is available on request.

Units can be channeled together for a uniform, seamless look. Next Full provides a full illuminated view of products. There is no limit to the size of the display line.

Front glass: opens for easy cleaning with electric motor

Glass panels: double pane, tempered on all sides and top

Front & side base panels: white lacquered glass with optional covers available in a variety of finishes and RAL colors

Compressor: available internal or remote

Defrosting: automatic electric defrost with thermostat control

Lighting: ultra-bright LED

Electric: 220V 20A 1Phase

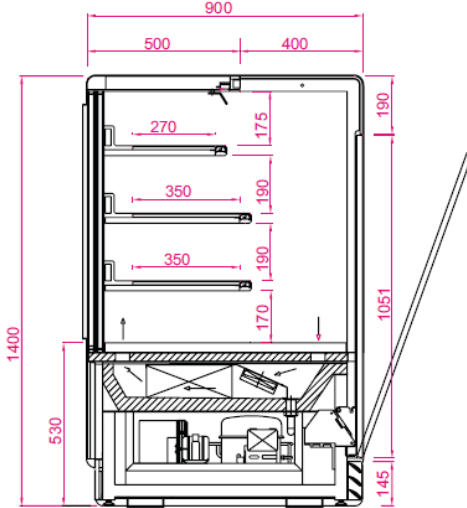
Plumbing: none required with internal compressor



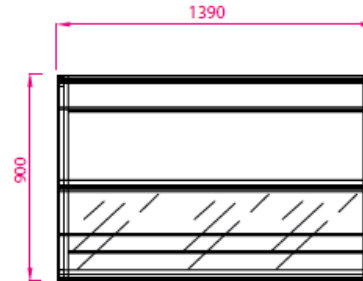


Next Full Refrigerated Showcase

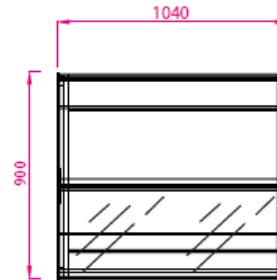
H140



Top View
Operator Side



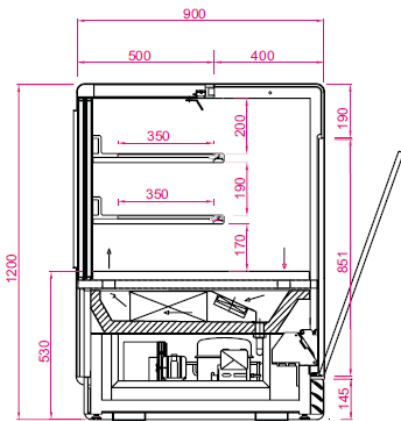
1350



1000



H120



REFRIGERATED – VENTILATED SHOWCASE

Operating temperature +32°F/+41°F (0°C/+5°C)

Climate Class 3 (25°C - 60% R.H.)

CONFECTIONERY SHOWCASE

Operating Temperature +57°F/+61°F (+14°C/+16°C)

Climate Class 4 (30° C- 55% R.H.)

Next Full showcases are designed to perform best when full of product, and for ambient conditions not higher than 75°F and 55% relative humidity. Do not install near, or in-line with windows, doors, HVAC vents or fans as these will interfere with air circulation and effect the performance of the case.

Feature	inches	mm
Length (1000)	40.9	1040
Length (1350)	54.7	1390
Depth (All)	35.4	900
Height (H140)	55.1	1400
Height (H120)	47.2	1200

DATI TECNICI TECHNICAL DATA		U.C (HP)	POTENZA FRIG. (WATT)	POTENZA ASS. (WATT)
L 1000	H 1200	3/8	721 (-10°C)	486
L 1350	H 1200	1/2	934 (-10°C)	760
L 1000	H 1400	3/8	721 (-10°C)	486
L 1350	H 1400	1/2	934 (-10°C)	760

